



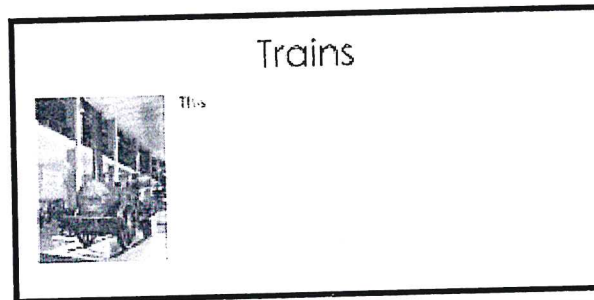
A guide for parents/carers to set up at home

Home- Literacy Toolbox – Library 300	
<p>Put in the following into your search engine</p>	<p style="text-align: center;">http://www.perceptualliteracy.com/HomeVersion/HomeVersion.aspx</p> <p style="text-align: center;">It is important you are on the Free Home Version tab</p>
<p>Register by clicking on the link under Start using it now</p>	<div style="border: 1px solid black; padding: 10px; width: fit-content; margin: auto;"> <p style="text-align: center;">Register</p> <p style="text-align: center; font-size: small;">Your email identifies you on our system. We will not give your email to anyone else - or spam you.</p> <p>Email <input style="width: 100%;" type="text"/></p> <p>Re-enter email <input style="width: 100%;" type="text"/></p> <p style="text-align: center; font-size: x-small;">Terms and Conditions.</p> <div style="border: 1px dashed gray; padding: 2px; font-size: x-small;"> <p>Definitions</p> <p>'licensed web application' means the Literacy Toolbox Online.</p> <p>'licensor' means Carron Practicals Ltd.</p> </div> <p style="text-align: center; font-size: x-small;">I agree. <input type="checkbox"/></p> <p style="text-align: center; background-color: #ccc; padding: 5px; width: 100px; margin: 0 auto;">Register</p> </div>
<p>You will get an access code. Write this down as you will need this to log in.</p>	<div style="border: 1px solid black; padding: 10px; width: fit-content; margin: auto;"> <p style="text-align: center; font-size: large;">Registration was succesful.</p> <p style="text-align: center;">Your access code is...</p> <p style="text-align: center; font-size: x-large; letter-spacing: 0.5em;">*****</p> </div>
<p>Log on</p>	<p>Go to : http://perceptualliteracy.com/logon.aspx and put in either your email address or the access code</p> <div style="border: 1px solid black; padding: 10px; width: fit-content; margin: auto;"> <p style="font-size: x-small;">You can only sign in if you have registered.</p> <p style="text-align: center;">Login</p> <p style="font-size: x-small;">Before students can use the Toolbox on this computer you must enter your access code OR the email address you used to create your account.</p> <div style="border: 1px solid gray; padding: 5px; width: 100%; text-align: center;"> <p style="background-color: #ccc; padding: 2px;">Logon</p> </div> <p style="font-size: x-small;">If you have cookies enabled you will only have to do this once on each computer.</p> <p style="font-size: x-small;">If you don't have cookies enabled you can logon automaticaly and skip these screens by creating a short cut with the following URL.</p> <p style="font-size: x-small; text-align: center;">http://PerceptualLiteracy.com/App?key-MYACCESCODE</p> <p style="font-size: x-small;">Replace 'MYACCESCODE' in the URL with your access code or the email address you registered with.</p> </div>
<p>Select the Library 300 level. Your SENCO or SpLD SAT will be able to advise you the correct level to choose from.</p>	<div style="border: 1px solid black; padding: 10px; width: fit-content; margin: auto;">  </div>


Choose a book you think you might like from the level you are on or select the next chapter.



Click on the spacebar to read each word. If you are stuck, press any letter on the keyboard and the computer will read it to you.



Re-read the text. You can slow it down or speed it up if you need to change it.



You can now print your text. Press print. Take it to an adult and read it aloud to them. Listen to child read and praise appropriately.